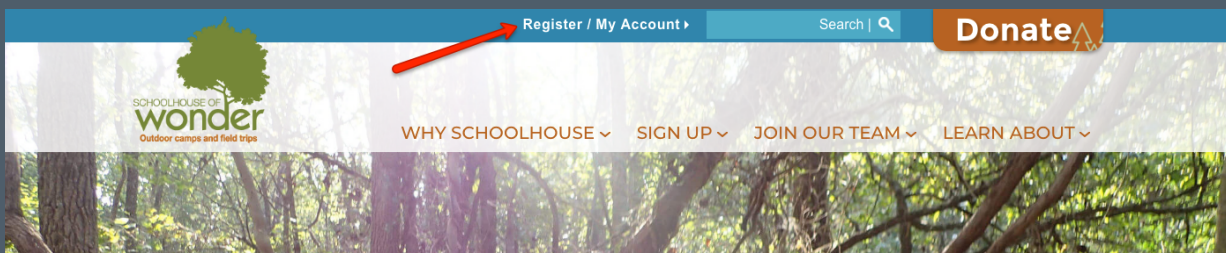


How to Make an Account



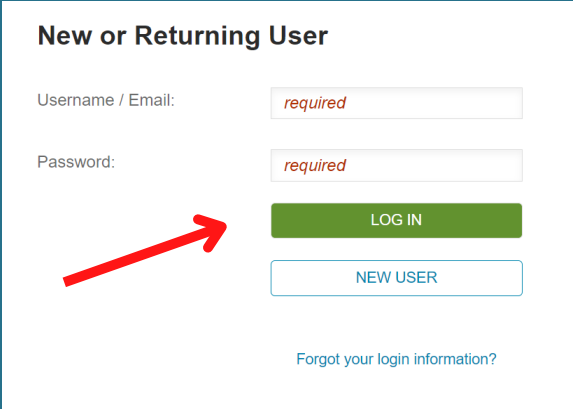
Go to the main web page and click 'My Account'



Sign In Page

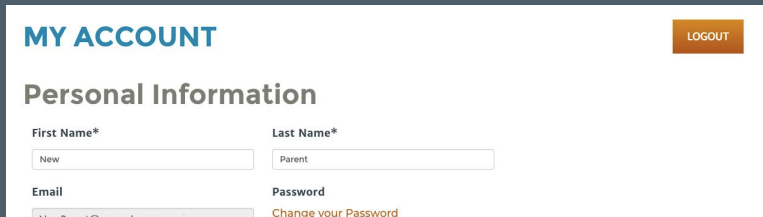
To make an account, click 'New User.'

TIP: If you forget your password, just click 'Forgot your login information.' If you get locked out, you can also click 'forgot password' and a password reset email will be sent to you.



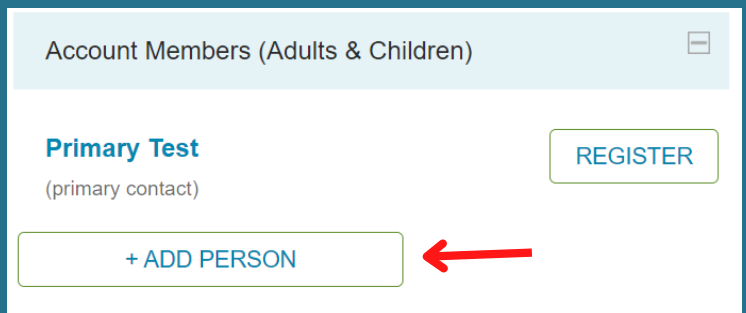
Tell us a little about yourself

You'll have a chance to add other information a little later.



Add a child to your account

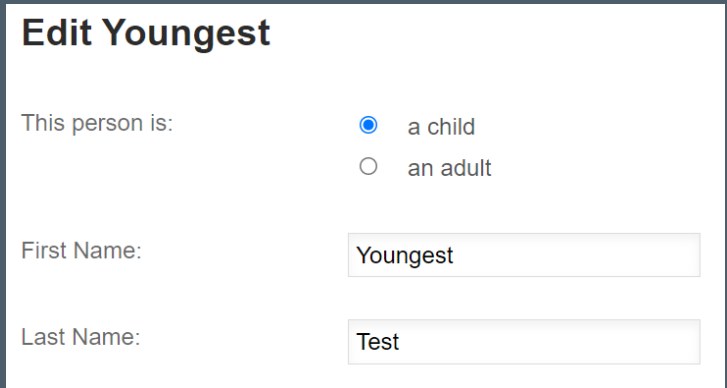
When you get to the "My Account Page, you can add your campers.



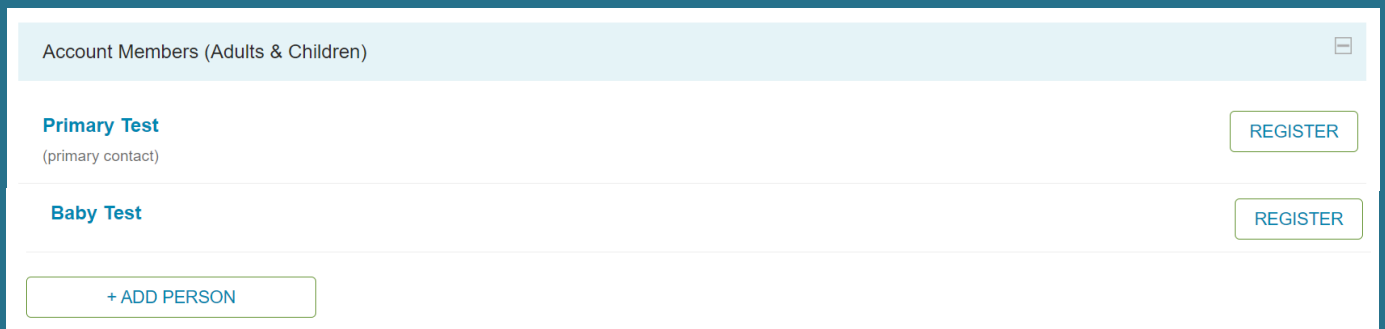
Give us some information about your child

Complete all of the information about your child. This information is very important to us - please be detailed and accurate.

Remember to hit the "Save" button at the bottom of the page!



Add any other children, and then you're ready to register



Things to Remember

- Please provide accurate, in-depth information on your child. We may need it in the event of an emergency.
- You can update your child's account at any time if information changes.